











BERKELEY HALF MARATHON

Reading the Time Impact

7:55am-10:05am

The time impact shows the first runner and the last runner at the general area. For example, at San Pablo and Page, runners will arrive around 7:55am, and leave the area around 10:05 am.

LEGEND

-  Half Marathon Mile Marker
-  5K Mile Marker
-  10K Mile Marker
-  Water/Electrolyte/Medical/Toilets
-  Gu/Water/Electrolyte/Medical/Toilets
-  Half Marathon
-  5K Route
-  10K Route
-  Alternate Route
-  Cross Traffic

